














ADULT ARCHERY PROGRAM

INDOOR – 30 ARROW ROUND

If an award level has more than one distance or target size, the club leader will choose where to have the archer positioned and what target face he or she will use based on skill level/experience of that archer. At the Bronze, Silver and Gold pin levels archers are required to shoot at the corresponding distance and target for their age class.

| AWARD | BAREBOW BASIC COMPOUND | | | RECURVE PARA RECURVE OPEN | | | COMPOUND PARA COMPOUND OPEN W1** | | |
|---|---------------------------|--------|-------|------------------------------|--------|-------|--|--------|-------|
| | DISTANCE | TARGET | SCORE | DISTANCE | TARGET | SCORE | DISTANCE | TARGET | SCORE |
|  | 18m | 40cm | 70 | 18m | 40cm | 90 | 18m | 40cm | 125* |
|  | 18m | 40cm | 100 | 18m | 40cm | 140 | 18m | 40cm | 150* |
|  | 18m | 40cm | 120 | 18m | 40cm | 190 | 18m | 40cm | 175* |
|  | 18m | 40cm | 150 | 18m | 40cm | 210 | 18m | 40cm | 200* |
|  | 18m | 40cm | 175 | 18m | 40cm | 230 | 18m | 40cm | 220* |
|  | 18m | 40cm | 200 | 18m | 40cm | 250 | 18m | 40cm | 240* |
|  | 18m | 40cm | 225 | 18m | 40cm | 265 | 18m | 40cm | 260* |
|  | 18m | 40cm | 240 | 18m | 40cm | 270 | 18m | 40cm | 270* |
|  | 18m | 40cm | 250 | 18m | 40cm | 285 | 18m | 40cm | 280* |
|  | 18m | 40cm | 260 | 18m | 40cm | 290 | 18m | 40cm | 285* |
|  | 18m | 40cm | 270 | 18m | 40cm | 295 | 18m | 40cm | 290* |

*Indicates that points are earned using Inner 10 ring scoring

**Collegiate archers in the Fixed Pins division should use Outer 10-Ring scoring